

TS-1062: What Are The Pinouts For An Avaya AF355 Adapter?

Comm One LLC - Technical Support Documentation

[Support Documentation Index](#)

Monday, March 29, 2010

6:41 PM

Items Needed:

- (1) Standard Ethernet Cable (RJ45 both ends)
- (1) AF355 Adapter (Avaya Part)
- (1) DB9 to DB25 Adapter
- (1) DB9 to DB9 Straight Serial Cable

Connecting Cables:

1. Connect the Ethernet Cable to the SMDR port on the Phone System.
2. Connect the 355AF Adapter to the Ethernet Cable
3. Connect the db9 to db25 adapter to the 355AF Adapter
4. Connect the db9 serial cable to the db9 to db25 adapter
5. Connect the other end of the serial cable to the com port on your PC

Optional:

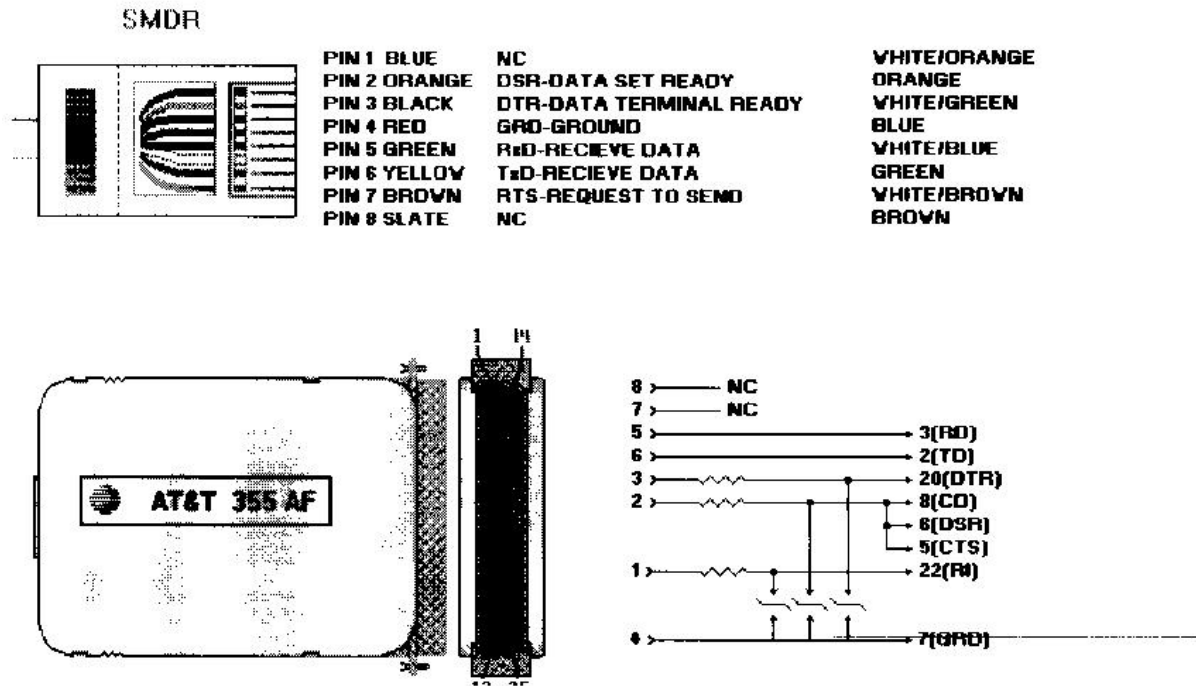
In the diagram below it shows a short haul modem in between the 355AF adapter and the serial cable going to the PC. This part is optional and only needed if your phone system is farther than 50 or 60 feet from the PC you are connecting to.

Serial to IP Connector Kit

We also sell a Serial to IP kit to convert the SMDR to IP so you can connect the phone system to your network and pull the call records down onto any PC on the network.

[Comm One Serial to IP SMDR Connector Kit](#)

SMDR 4PAIR AND 355AF PINOUTS

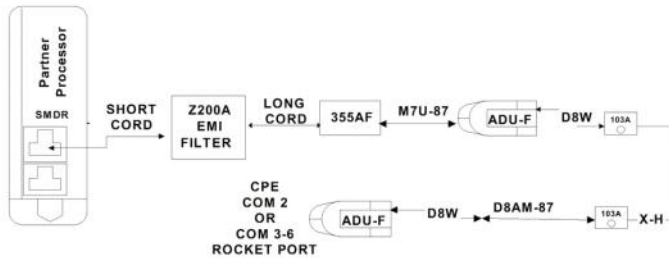
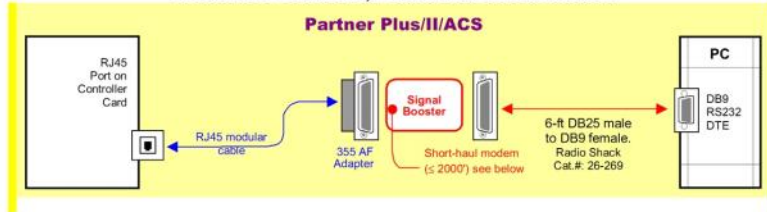




Partner® Plus/II/ACS

Connectivity Guide

2000 FEET OR LESS, DIRECT CONNECT ONLY



NOTE:TECH. WILL PROVIDE Z200A, LONG AND SHORT COR

1-61426 KIT OF PARTS:

- | | |
|--------------------------|-------------------------------|
| 1-M7U-87 CROSSOVER CABLE | 1-355AF ADAPTER |
| 2-D8W-87 CORDS | 1-D8AM-87 ADU CROSSOVER CABLE |
| 1-400B2 POWER ADAPTER | 1-D6AP-87 MODULAR POWER CORD |
| 1-2012D TRANSFORMER | 1-248B MODULAR POWER ADAPTER |
| 2-2169-004 FEMALE ADU | |

Comm One Technical Support

12723 Whisper Creek Cove
 Draper, UT 84020
 801-523-9797
 support@commone.com
 Last Reviewed: 08/23/2010
 TS-1062

TS-1062	Date: 03/22/2010 Keywords: 355AF Adapter
---------	---